



MPS NEWS

San Mateo Ave
MILDURA
5023 1851
mildura.ps@edumail.vic.gov.au
www.facebook.com.au/
MilduraPrimarySchool



06/08/2020

OSHC 1300 665 699

From the Principal

Hello Everyone,

As of today we return to remote learning. The Education Department direction is that we will be learning from home for the rest of the term and once we know of any changes we will let you know.

Teachers have spent the last few days reflecting on student learning and how the remote learning will look this time around. They took into consideration the amount of work that was being set and how much was being completed. In doing so this time around there have been some adjustments made.

Learning tasks are available via COMPASS (logins and passwords have been included in learning packs) and the learning packs have additional resources to assist with the home learning. If you are needing support please talk with your child's classroom teacher to work through concerns and support learning success. Through these conversations we are able to work with you to support your child's learning while they are at home.

Communication during this time.

Staff will be making contact with families via phone calls and/or video links. We have acted on feedback that this got a little over whelming so we will limit individual contact to twice a week per family BUT if you wish to make a time to have more conversations let the classroom teacher know.

You can also call the school if you wish to have additional conversations with staff. You will be either redirected to the person you wish to speak to or a message will be taken, depending on availability. Office hours being from 8.30am through to 4pm.

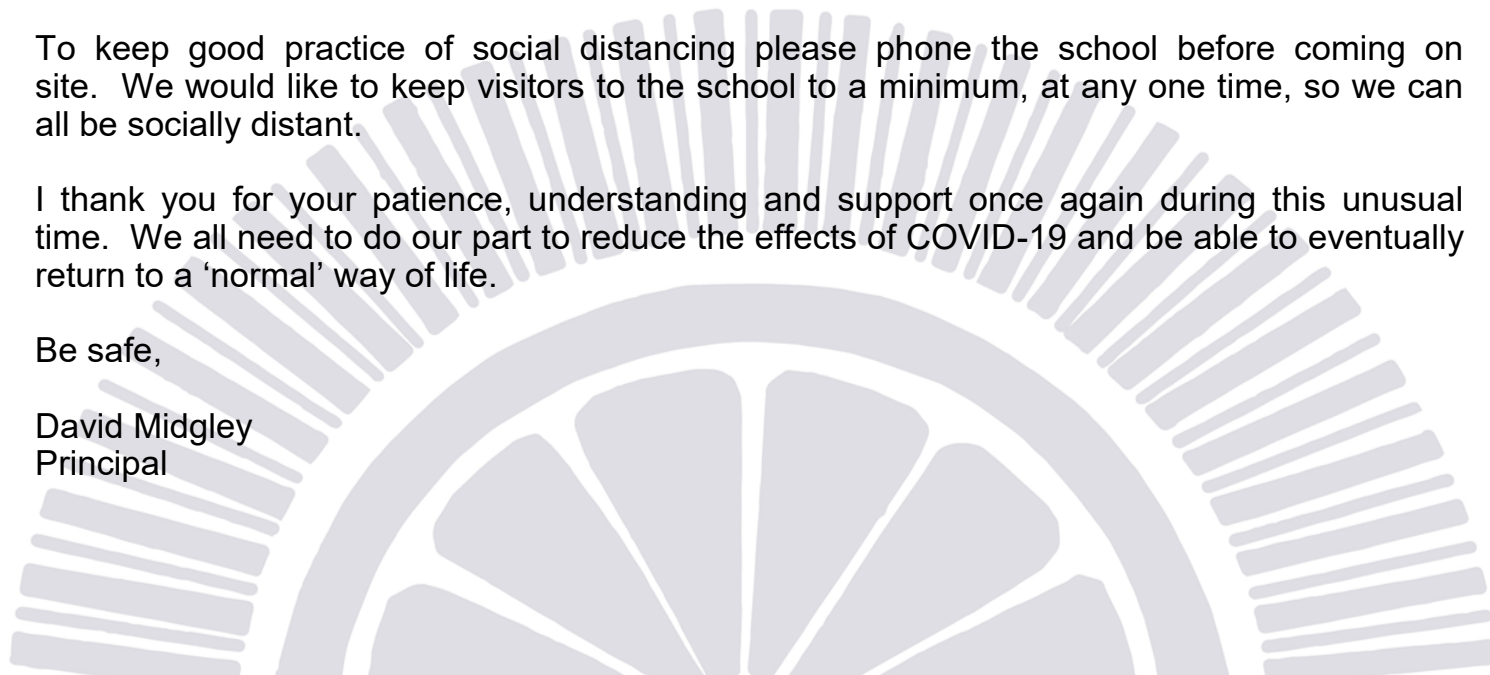
Facebook and Compass notifications will be our main source of general information for our school community. Keep an eye out for up dates.

To keep good practice of social distancing please phone the school before coming on site. We would like to keep visitors to the school to a minimum, at any one time, so we can all be socially distant.



I thank you for your patience, understanding and support once again during this unusual time. We all need to do our part to reduce the effects of COVID-19 and be able to eventually return to a 'normal' way of life.

Be safe,

David Midgley
Principal



Prep 2021 enrolments now open.



If your child is attending Mildura Primary school in 2021
please contact the office on 50231851.

Enrolment packs are ready to be collected.

Award Winners

24/07/2020

PC-Brandon Contante
PS-
PZ-Jazzy Moore
1C-Aaron Peterson-Murray
1K-Juritha Alenge
1P-Aleah Dixon
2A-Sylvana Jackson
2B-Seth McCullugh
2T-Emily Nutting
3C-John Tupou
3M-Marley Panapa-Taua
4M-Riley Francis
4R-Pesi Fonua
4S-Fatemah Jafari
5M-Tyran Miller
5T-Joseph Lopesi
6A-Hannah Robinson
6B-



31/07/2020

PC-
PS-Audrina Pappin
PZ-
1C-Jahnaya Kainga Moa
1K-Oliver De Jong
1P-
2A-Alice Kelly
2B-
2T-Olivia Pryor
3C-
3M-Jacqueline Alenge
4M-Noah Moore
4R-Isaiah Dempsey
4S-Yuleerah Thorpe
5M-Jesse Walters
5T-Liana Ireland
6A-Tazmyn Cass
6B-Ryan Peterson



Proudly sponsored by
Bobby + Me



Silky play dough recipe

Everyone loves playing with play dough! This recipe gives you silky smooth play dough for your own creations time after time. Remember to wrap it up after use and it will keep for a long time.

Ingredients

- 1 tbsp bicarbonate of soda
- 1 cup self raising flour
- 1 cup plain flour
- 1/2 cup salt
- 180ml (3 tbsp) oil
- 500ml (2 cups) boiling water
- food colouring

- **Be careful as the boiling water increases the temperature of the dough and can be too hot**

Method

Mix the dry ingredients in a large bowl.

Add the oil, mixing to form rough breadcrumbs

Next add the boiling water and once combined knead the ingredients on a clean surface until they form the silky dough

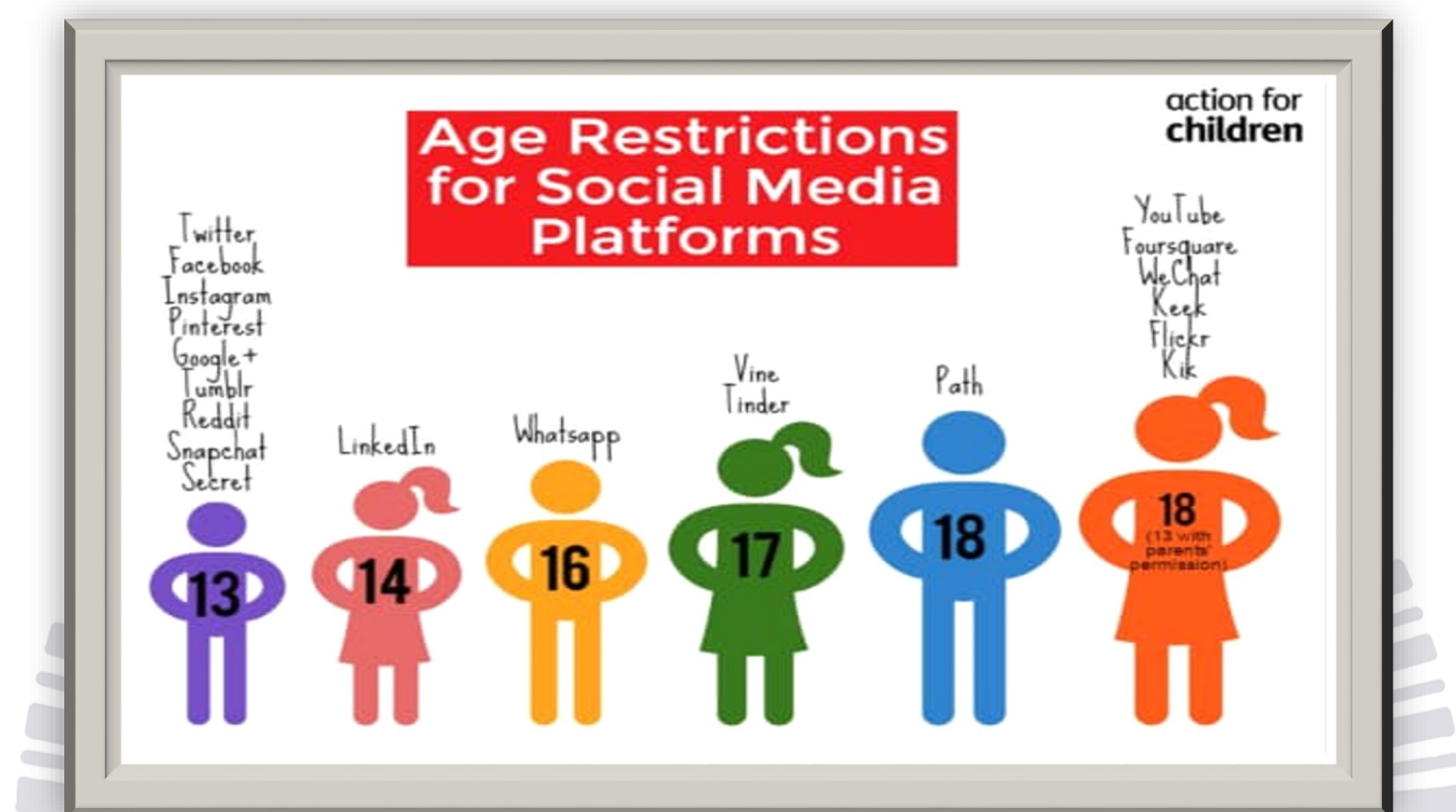
Set aside the dough and cover your clean workbench with cling wrap.

Divide silky dough into even portions for colouring

Add 1/2 tsp food colouring colour at a time –increasing the quantity if needed to make a vibrant, richer colour.

Wearing gloves knead the colouring into the dough.

Use straightaway or put in the fridge for later



Grade 5's enjoying lunch in the sun together.

